

[View Listing](#)

# SUNMAN, IN FREESTANDING BUILDING



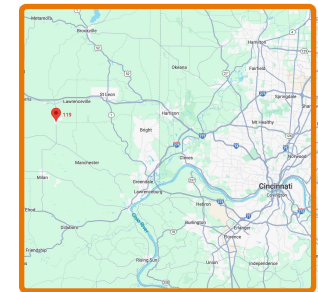
Todd Vollmer



[Call Todd](#)  
(513) 505-1902

[Email Todd](mailto:TVollmer@MidlandRetail.com)  
TVollmer@MidlandRetail.com

[Download Todd's Contact Card](#)



119 N Meridian Street  
Sunman, IN 47041

**FOR LEASE**  
**9,180 SQ. FT. ON .81 ACRE**

## FEATURES

- Former Family Dollar freestanding building
- Monument sign and ample parking (70 spots)
- Located at highly visible corner of the major crossroads roads in Sunman
- Perfect location for retail, showroom, or office

## TRAFFIC COUNTS

Street/Intersection	VPD
Meridian Street	5,277

## DEMOGRAPHICS

Radius	1 Mile	3 Mile	5 Mile
Population	1,147	2,949	6,312
Daytime Population	1,244	2,218	4,277
Households	455	1,165	2,441
Average HH Income	\$92,072	\$99,151	\$106,567

**MIDLAND  
RETAIL**



[MidlandRetail.com](http://MidlandRetail.com)



(513) 891-2526



697 Wilmer Ave Suite C  
Cincinnati, OH 45226





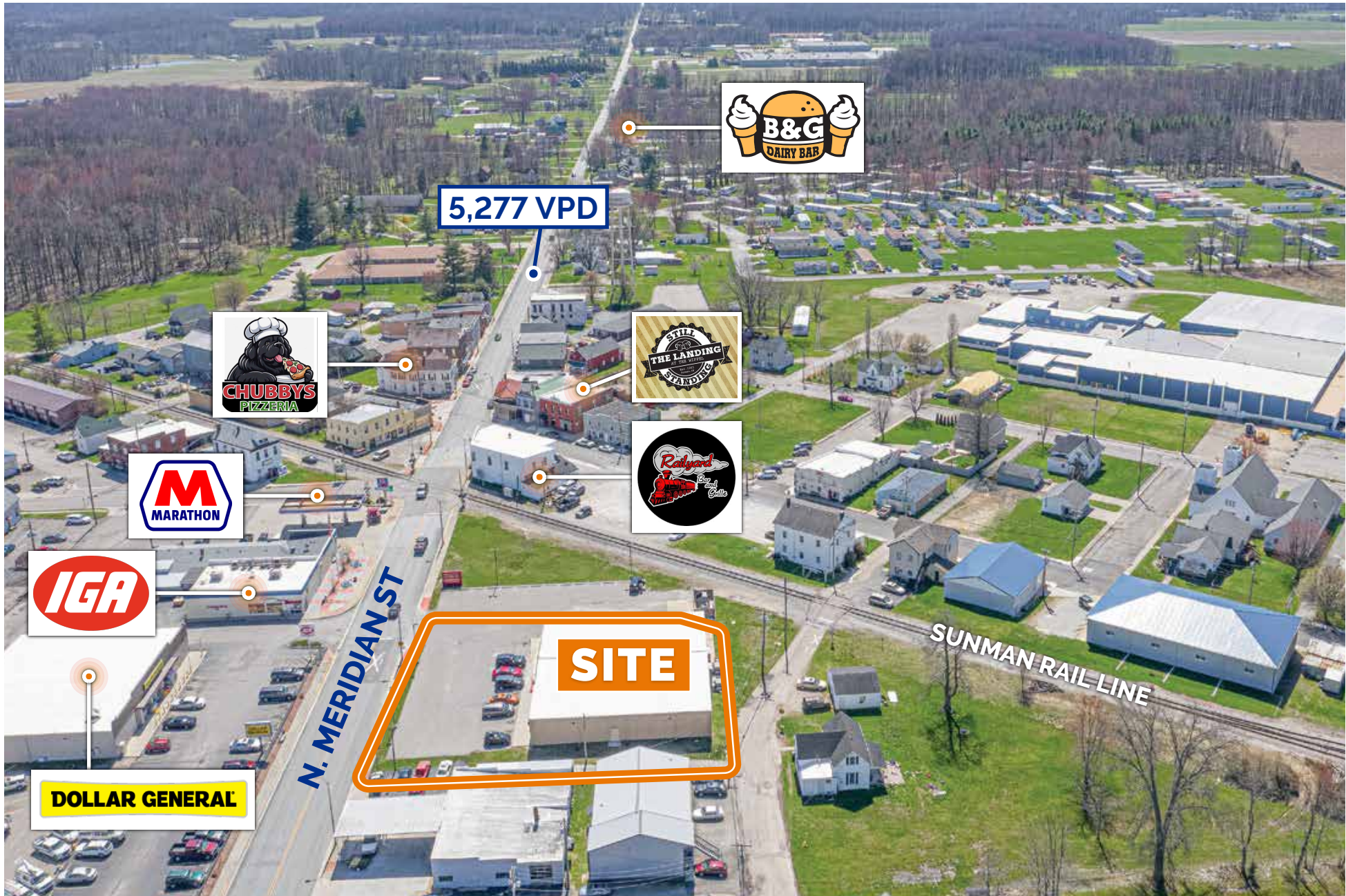
TRADE AREA  
 FORMER FAMILY DOLLAR  
 9,180 Sq. Ft. For Lease



Todd Vollmer

(513) 891-2526  
 MidlandRetail.com  
 (513) 505-1902  
 TVollmer@MidlandRetail.com





**TRADE AREA**  
**FORMER FAMILY DOLLAR**  
9,180 Sq. Ft. For Lease

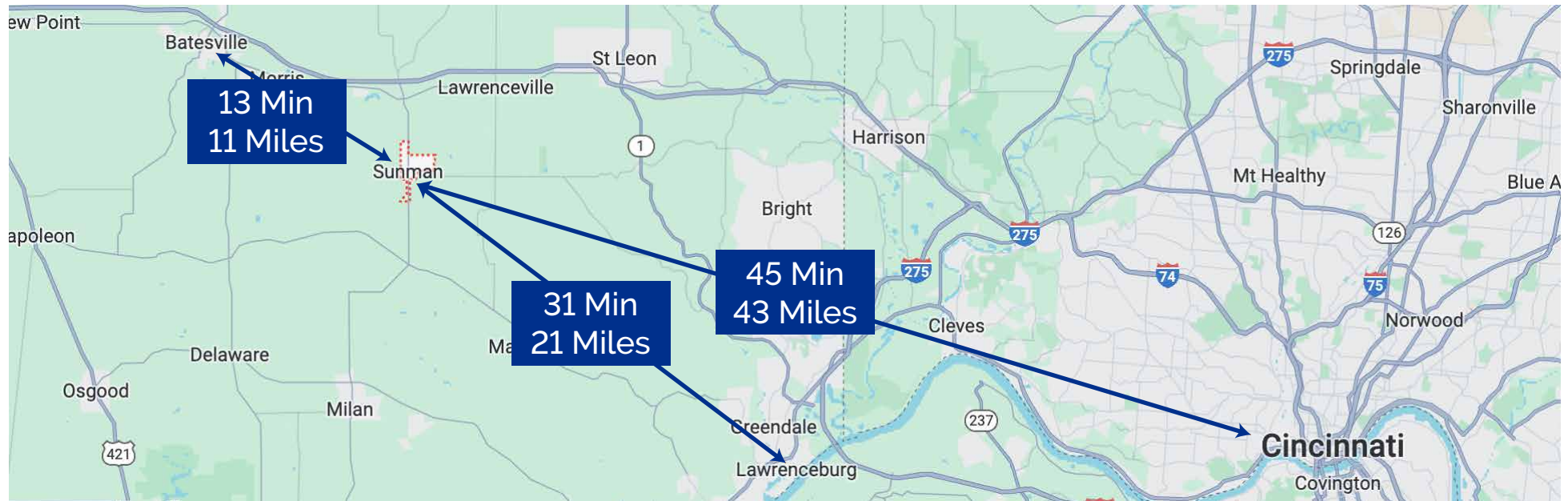


(513) 891-2526  
MidlandRetail.com

Todd Vollmer

(513) 505-1902  
TVollmer@MidlandRetail.com





**MAP & IMAGES**  
**FORMER FAMILY DOLLAR**  
 9,180 Sq. Ft. For Lease



Todd Vollmer

(513) 891-2526  
 MidlandRetail.com  
 (513) 505-1902  
 TVollmer@MidlandRetail.com



## 2024 Demographics

Freestanding Building

119 N Meridian St, Sunman, Indiana, 47041

Rings: 1, 3, 5 mile radii

Latitude: 39.23767

Longitude: -85.09476

Population	1 mile	3 miles	5 miles
2024 Total Population	1,147	2,949	6,312
2029 Total Population	1,162	2,983	6,370
2023-2028 Population: Annual Growth Rate	0.26%	0.23%	0.18%
2024 Total Daytime Population	1,244	2,218	4,277
2024 Female Population	582	1,439	3,088
2024 Male Population	565	1,510	3,224
2024 Median Age	37.4	42.0	44.0
Households	1 mile	3 miles	5 miles
2024 Total Households	455	1,165	2,441
2029 Total Households	472	1,202	2,511
2023-2028 Households: Annual Growth Rate	0.74%	0.63%	0.57%
2024 Average Household Size	2.52	2.53	2.56
2024 Dominant Tapestry Segment Name	Middleburg	Middleburg	Salt of the Earth
Income	1 mile	3 miles	5 miles
2024 Average Household Income	\$92,072	\$99,151	\$106,567
2029 Average Household Income	\$108,399	\$115,347	\$123,040
2024 Median Household Income	\$68,181	\$79,811	\$84,628
2029 Median Household Income	\$83,426	\$97,489	\$101,663
2023-2028 Median Household Income: Annual Growth	4.12%	4.08%	3.74%
2024 Per Capita Income	\$36,905	\$38,877	\$41,018
2029 Per Capita Income	\$44,491	\$46,156	\$48,278
2023-2028 Per Capita Income: Annual Growth Rate	3.81%	3.49%	3.31%
Home Value	1 mile	3 miles	5 miles
2024 Average Home Value	\$217,935	\$260,215	\$269,614
2029 Average Home Value	\$239,263	\$306,314	\$348,670
2024 Median Home Value	\$217,935	\$260,215	\$269,614
2029 Median Home Value	\$235,784	\$276,010	\$291,543
Race	1 mile	3 miles	5 miles
Diversity Index	37.1	22.3	16.7
Educational Attainment	1 mile	3 miles	5 miles
Less than 9th Grade	21	50	111
9-12th Grade/No Diploma	18	59	215
High School Diploma	283	802	1,690
GED/Alternative Credential	38	79	150
Some College/No Degree	173	463	839
Associate's Degree	97	269	505
Bachelor's Degree	76	209	522
Graduate/Professional Degree	50	132	454
Educational Attainment Base	756	2,063	4,486
Business Summary	1 mile	3 miles	5 miles
Total Businesses	61	93	175
Total Employees	750	1,004	1,871
Total (SIC01-99) Sales (\$000)	\$77,760,244	\$100,995,250	\$163,549,974
Total Expenditures (Consumer Spending)	1 mile	3 miles	5 miles
2024 Annual Budget Expenditures	\$37,465,930	\$101,041,006	\$226,937,982
2029 Annual Budget Expenditures	\$45,657,102	\$121,391,851	\$269,533,455
2024 Retail Goods	\$1,505,503	\$3,952,168	\$8,717,066
2029 Retail Goods	\$15,758,971	\$41,147,916	\$91,331,136